

Emergency Harvest Permits with Route Authorizations

As in prior years, the State has declared an Emergency Harvest situation to run from September 10th and continue through December 31st of the current calendar year.

If a customer elects to run OVERWEIGHT, they will be required to obtain an Emergency Harvest Permit. In addition, the State is also requiring the customer obtain a Route Authorization every 14-days for each route they plan to take to ensure a safe route for the load is taken. Please note, the route found by the system is the safest route or route eligible based on the vehicle configurations entered and may not be the shortest route. For a shorter route, the customer should elect to travel with a legal weight and NOT an overweight load. If the customer is NOT running overweight, a Permit and Route Authorization is NOT needed.

Before you start

Before starting an Emergency Harvest Permit, customers will need to have their Vehicle Identification Card available (see example).

Information from this card will be required for entry on the Emergency Harvest Permit Application.

This document is provided as a guide to obtaining a no cost Emergency Harvest Permit and a Route Authorization. If further assistance is required, call the Permits Office at 217-785-1477 extension 1 or they can be contacted via email at dot.permitoffice@illinois.gov.

ILLINOIS APPORTIONMENT IDENTIFICATION CARD							
ILLINOIS SECRETARY OF STATE							
501 S. Second St. • Springfield, IL 62756 • 217-785-1800							
2019		Registration Year					
		APRIL 1, 2018 – MARCH 31, 2019					
REGISTRANT ILLINOIS SECRETARY OF STATE							
501 S. SECOND ST. SPRINGFIELD, IL 62756							
FIRM #	FLEET #	LICENSE PLATE#	DATE ISSUED	LICENSE EXPIRES			
00000	1	P000000	12 / 01 / 17	03 / 31 / 19			
UNIT #	VIN	YEAR	MAKE	TYPE	FUEL		
TEST	1M1AA1A166N111111	06	MACK	TT	D		
TYPE OF CARRIER		WEIGHT GR #	SUPP #	IL WEIGHT	SHV		
HAUL FOR HIRE		80000	0	80000	SHV FEE PAID		
LESSOR NAME JOHN DOE				SAFETY CARRIER USDOT # 1234567			
SAMPLE				SAFETY CARRIER INFORMATION			
				THE CARRIER RESPONSIBLE FOR SAFETY IS EXPECTED TO CHANGE DURING THE REGISTRATION YEAR:			
VOID IF ALTERED OR ERASED							
THE VEHICLE DESCRIBED HEREIN HAS BEEN PROPORTIONALLY REGISTERED BETWEEN THE STATE OF ILLINOIS AND OTHER JURISDICTIONS SHOWN BELOW							
AB 36288	AL 80000	AR 80000	AZ 80000	BC 36288	CA 80000	CO 80000	CT 80000
DC 80000	DE 80000	FL 80000	GA 80000	IA 80000	ID 80000	IN 80000	KS 80000
KY 80000	LA 80000	MA 80000	MB 36288	MD 80000	ME 80000	MI 80000	MN 80000
MO 80000	MS 80000	MT 80000	NB 36288	NC 80000	NE 80000	NH 80000	NJ 80000
NV 80000	NY 80000	OH 80000	OK 36288	ON 80000	OR 80000	PA 80000	PE 36288
QC *****	RI 80000	SC 80000	SD 80000	SK 36288	TN 80000	TX 80000	UT 80000
VA 80000	VT 80000	WA 80000	WI 80000	WV 80000	WY 80000	** *****	** *****
** *****	** *****	** *****	** *****	** *****	** *****	** *****	** *****
QC SHOWN AS AXLES or UNLADEN WEIGHT							
SAMPLE							
Issued by the Authority of the State of Illinois, Office of the Secretary of State							
10.15.14.50951				0112345 00F 234567C00 00 IC12/10/1615000010010001 3456 78			

Illinois Transportation Automated Permits System

The Illinois Transportation Automated Permits (ITAP) System can be accessed by going to <https://webapps.dot.illinois.gov/ITAP/>. It is recommended you use a modern browser such as Chrome, Edge, or Firefox. To obtain an Emergency Harvest Permit and/or Route Authorization, you will need to go to this site and Log On. If you do not have a Logon, you must create one before you can obtain a permit. If you do not wish to create a logon, you must utilize a permit service to get your permit and route authorization or come into the IDOT location in Springfield to obtain a permit and route authorization.



Once logged in, select the Order Permit link from the Left Navigation menu. Then select the Illinois Emergency Harvest link from the Permitting System Menu. Please note, this link will not appear until the Emergency Harvest has been declared and will remain available until December 31st of the current calendar year.



Once the [Illinois Emergency Harvest](#) link has been selected, a screen with the list of provisions for an Illinois Emergency Harvest Permit will appear. The Customer must agree to these provisions by selecting the **I HAVE READ, AND AGREE TO ABIDE BY, THE PROVISIONS STATED ABOVE** checkbox before they can fill out the permit application:

ILLINOIS EMERGENCY HARVEST PERMIT

- **Before traveling with an Emergency Harvest permit, the permittee shall obtain a 14 DAY ROUTE AUTHORIZATION FOR EACH ROUTE USED.**

Failure to obtain a required 14 day Route Authorization could result in your load causing considerable delays and safety concerns for both your load and the motoring public. It may also result in a Violation of your Permit and/or loss of permit privileges with the Illinois Department of Transportation.

Permit loads are prohibited from crossing Ton Load Limit Structures.

- The movement of any HAZARDOUS MATERIAL (nuclear, medical or otherwise) is strictly PROHIBITED.
- All movements must be made strictly in compliance with provisions found on the face of this permit, as well as, all provisions found on the OPER 993 provisions form applying as if fully written on the issued permit.
- The permit, 14 day route authorization, Governor's Declaration of an Emergency and OPER 993 provision sheet must be carried in the vehicle and must be available for inspection by police or department officials.
- Movement utilizing this permit is valid on the system of state highways under the jurisdiction of the Department of Transportation excluding interstate highways.
- This permit is not valid on any highway or bridge posted for a load limit, or on any highway not maintained by IDOT. The right to use highways other than those maintained by IDOT is neither implied nor granted. The permittee must obtain permission from the proper local authority to use local streets or highways or from the Illinois Tollway if traveling over the Tollway system.

☐ **I HAVE READ, AND AGREE TO ABIDE BY, THE PROVISIONS STATED ABOVE.**

The Emergency Harvest application is similar to prior years, however this year the State is capturing additional vehicle information so that the Routing Tool can find them an acceptable and safe route. Included on this application is an entirely **NEW** field to capture the **Tractor ID # or VIN number** that can be found on your Vehicle Identification Card. The Emergency Harvest Permit is **ONLY** valid for that vehicle. If a customer plans to run multiple vehicles **OVERWEIGHT** during the Emergency Harvest period, they must obtain a separate no cost permit for each vehicle.

Validations on the application will ensure that the information entered about the vehicle meets the limits set for an Emergency Harvest Permit and does not exceed them, potentially requiring a different permit type. The customer will also be notified if the configuration entered does not reach the limits requiring a permit (no permit required since vehicle is within legal limits).

Emergency Harvest

Please enter the following. All fields are REQUIRED unless Optional is specified.

Permittee (Maximum 50 characters) *

Permittee Contact Person Name *

Permittee Phone Number *

Attn or Work Order

US DOT #

Method of Movement *

SELECT a Vehicle from Library

Tractor License Plate # *

State Vehicle Registered *

Tractor ID # (VIN) *

Vehicle Registered Maximum Weight *

TOTAL Number of Axles on the GROUND *

Actual Gross Weight *

Maximum Gross Weight Allowed

Maximum weights allowed can be found in Section 15-111 of Illinois Vehicle Code

Maximum Gross Weight Allowed (in pounds) is 110% of Vehicle Registered Max. Weight or Max. Legal Weight (lesser of the two), but cannot exceed 88,000 lbs

Maximum Overall Width

Maximum Overall Length

Maximum Overall Height

Width Feet

0

Inches

0

Length Feet

0

Inches

0

Height Feet *

0

Inches

0

Effective Date /2018

Effective Dates only available from 9/1/2018 through 9/30/2018

Transmission Method *

Contact Person Name *

Contact Person Phone Number *

Ext

Contact Person Email *

Save

Submit

New with 2018
Emergency
Harvest Permits

All required fields on the application are indicated with a red asterisk (*). Once the application is entirely filled in, the customer should click submit and will have to confirm a statement of acceptance regarding the information entered.

Please Verify

In acceptance of this permit, I affirm that the information provided in the permit application is true and correct to the best of my knowledge and belief and that I will abide by all laws, rules and regulations governing such movement; and the vehicle identified in this permit application is licensed in accordance with provisions stated in the Illinois Vehicle Code (625 ILCS 5/3-400 etc.).

Cancel

Confirm

At this time the permit is issued and the ITAP screen will update with their Permit Number displayed at the top of the browser window. This permit is valid the entire Emergency Harvest duration (until December 31st of the current calendar year). A new Permit is only required for a different vehicle or additional vehicles or if this permit should be invalidated.

Permit Number 00000000 Has Been Issued!

[Click to Order a Route Authorization](#)

Emergency Harvest Details

Permit #

Created Date:

Permit Writer ID

Permittee (Maximum 50 characters) *

Permittee Contact Person Name * Permittee Phone Number *

Attn or Work Order

Once issued, under the Permit Number confirmation message is the link to immediately order a Route Authorization. A Route Authorization is required for each route traveled by the permitted vehicle for a 14-day period. There is no limit on the number of Route Authorizations that can be obtained for an Emergency Harvest Permit.

Clicking on the [Click to Order a Route Authorization](#) link results in a Routing Application to appear.

Route Authorization for Emergency Harvest 00000000

Please enter the following. All fields are REQUIRED unless Optional is specified.

Permittee (Maximum 50 characters) *

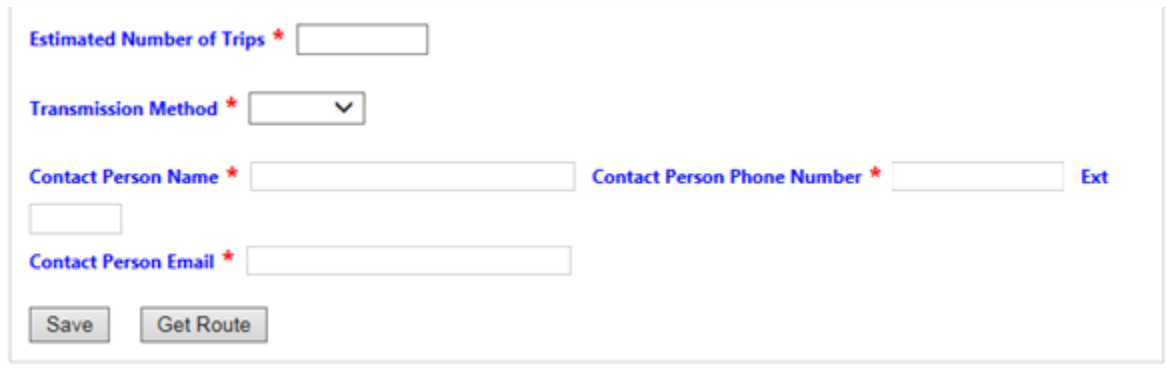
Permittee Contact Person Name * Permittee Phone Number *

Attn or Work Order

US DOT #

Most information is prepopulated for the customer from information entered on the Issued Permit. The customer must enter the Estimated Number of Trips (**NEW required field**) and the Transmission Method. The Estimated Number of Trips is the number of trips using the same Origin and Destination that the customer expects to make using the permitted vehicle in that 14-day period. This is just an estimate.

Once all required fields are entered on the Emergency Harvest Permit – Route Authorization Application, the Customer should select the Get Route button:



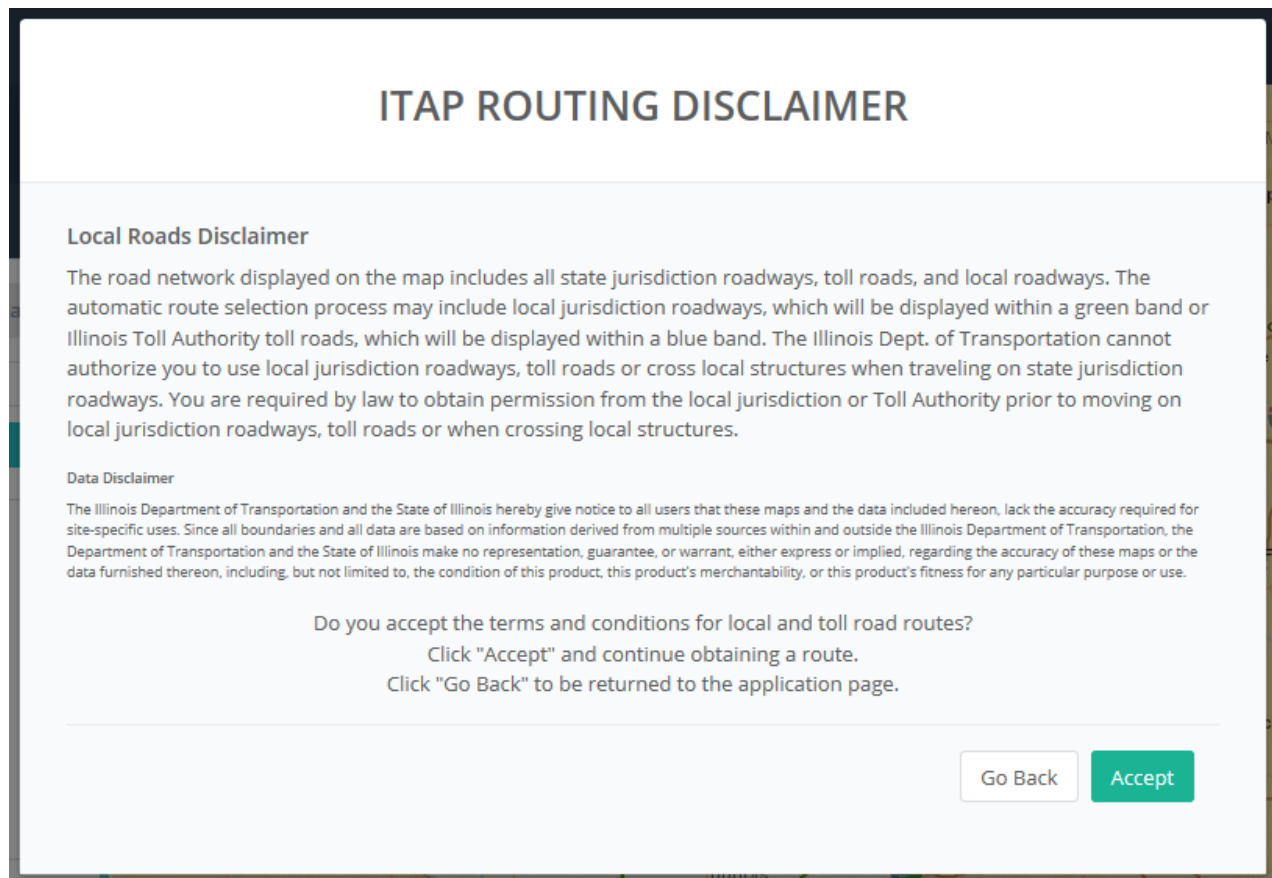
Estimated Number of Trips *

Transmission Method *

Contact Person Name * Contact Person Phone Number * Ext

Contact Person Email *

When the Routing screen loads, the Customer will have to accept the ITAP Routing Disclaimer that all routing customers must accept.



ITAP ROUTING DISCLAIMER

Local Roads Disclaimer

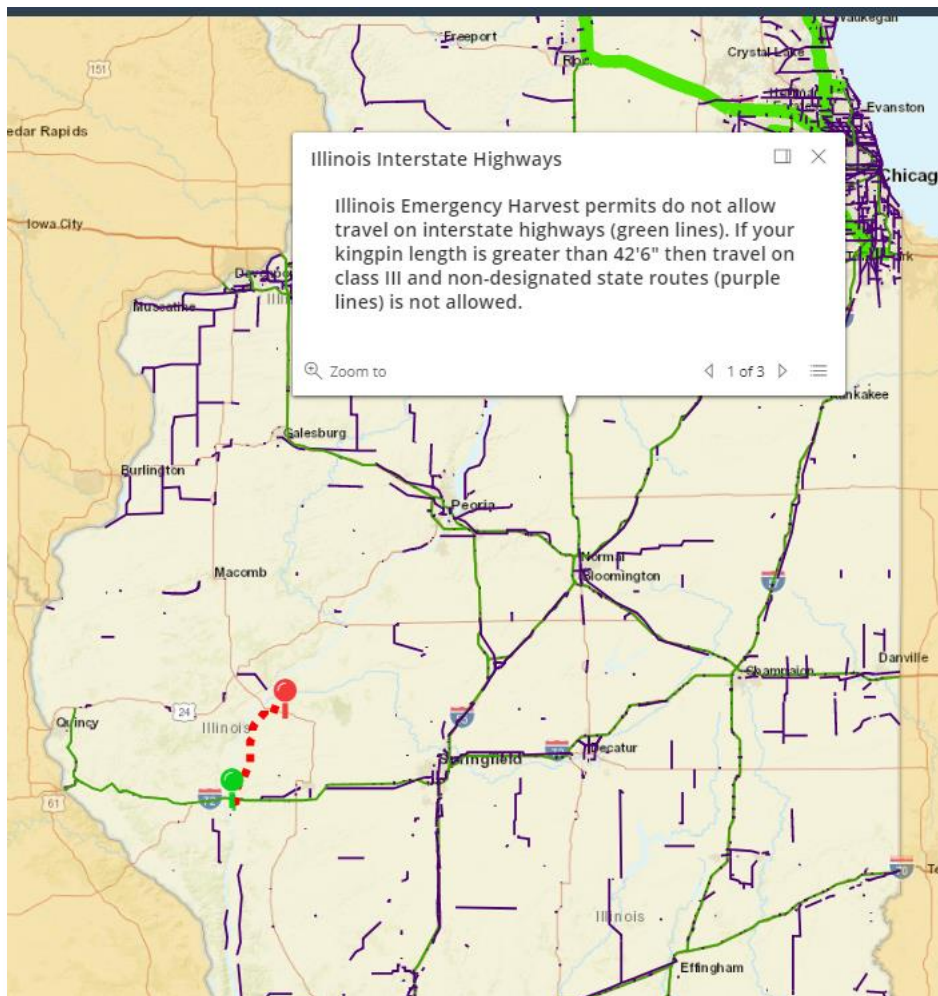
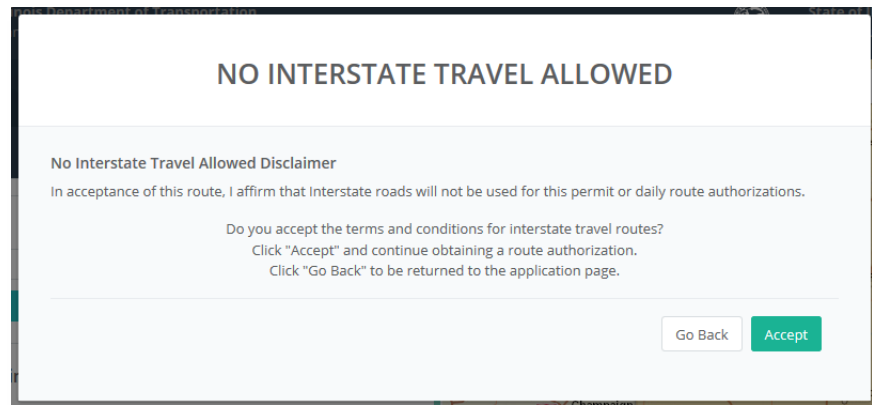
The road network displayed on the map includes all state jurisdiction roadways, toll roads, and local roadways. The automatic route selection process may include local jurisdiction roadways, which will be displayed within a green band or Illinois Toll Authority toll roads, which will be displayed within a blue band. The Illinois Dept. of Transportation cannot authorize you to use local jurisdiction roadways, toll roads or cross local structures when traveling on state jurisdiction roadways. You are required by law to obtain permission from the local jurisdiction or Toll Authority prior to moving on local jurisdiction roadways, toll roads or when crossing local structures.

Data Disclaimer

The Illinois Department of Transportation and the State of Illinois hereby give notice to all users that these maps and the data included hereon, lack the accuracy required for site-specific uses. Since all boundaries and all data are based on information derived from multiple sources within and outside the Illinois Department of Transportation, the Department of Transportation and the State of Illinois make no representation, guarantee, or warrant, either express or implied, regarding the accuracy of these maps or the data furnished thereon, including, but not limited to, the condition of this product, this product's merchantability, or this product's fitness for any particular purpose or use.

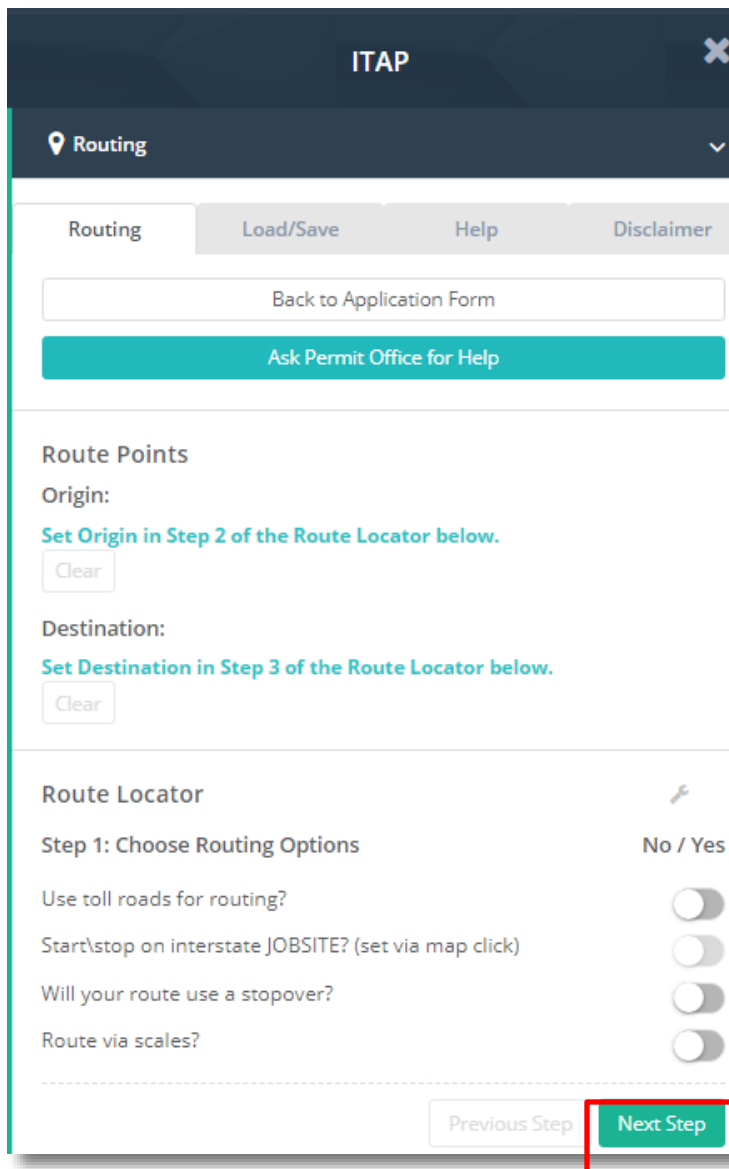
Do you accept the terms and conditions for local and toll road routes?
Click "Accept" and continue obtaining a route.
Click "Go Back" to be returned to the application page.

They will then be presented with a second pop up that indicates to them they are prohibited from travel on Interstates (**NEW DISCLAIMER**). They can select to go back to the application page if they are unable to comply with the required method of travel and no Route Authorization will be issued.

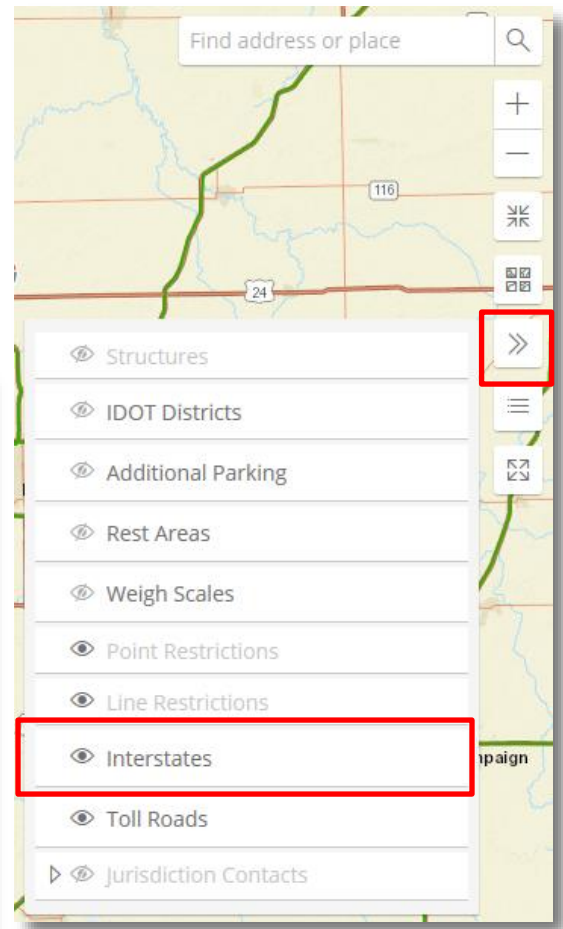


All the same Routing functions are available to an Emergency Harvest Route Authorization Customer to find an acceptable route including use of Waypoints. The system will prevent an Emergency Harvest Route Authorization Customer from being able to route via an interstate. In addition, permitted vehicles with a kingpin length of greater than 42' 6" will not be allowed to travel on non-designated state routes.

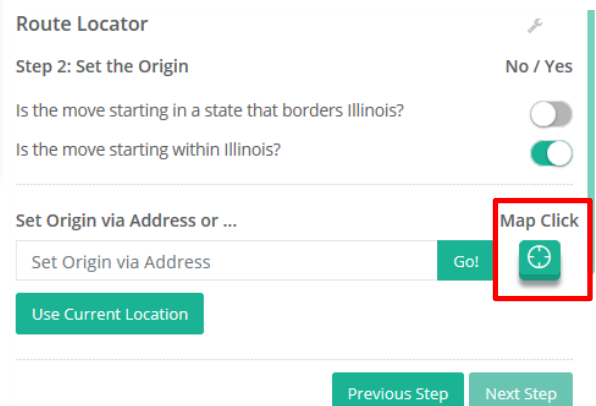
The map has been enhanced with a new layer (Interstates) to show which roads are NOT acceptable for Emergency Harvest Permit type travel. This Layer can be turned off by selecting the Layers tool and turning off the layer labeled Interstates



The same process of entering the destination address, latitude and longitude, or using the Map Click tool should be followed for **Step 3: Set the Destination**. Once the Origin and Destination are set, the Customer should proceed to **Step 4: Add Waypoints**, which can be used to alter the system designated route. If no Waypoints are

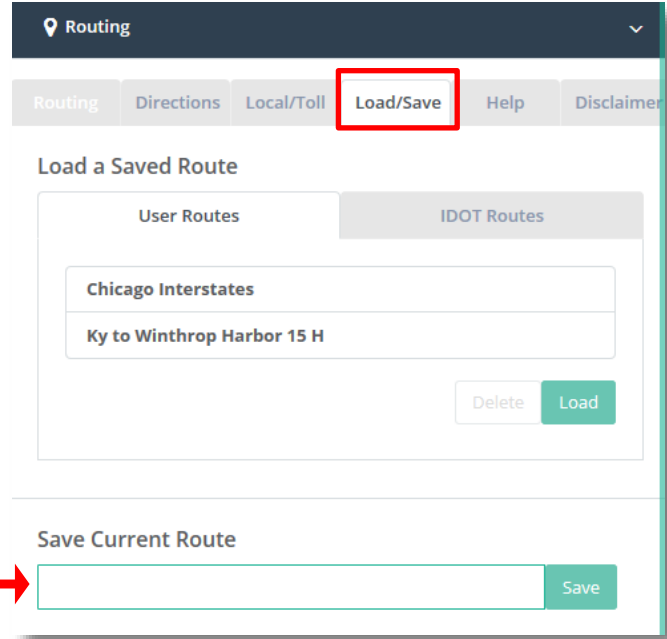
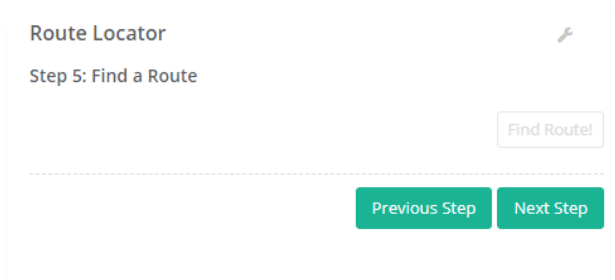


The Customer must enter an Origin and Destination before a route can be found. To enter an Origin, select the **Next Step** button to proceed to **Step 2: Set the Origin**. Input the address, use the Map Click tool, or enter the latitude and longitude of the start location to enter the Origin point. Once an Origin is entered, the **Next Step** button will be available for the Customer to enter a Destination (Step 3)



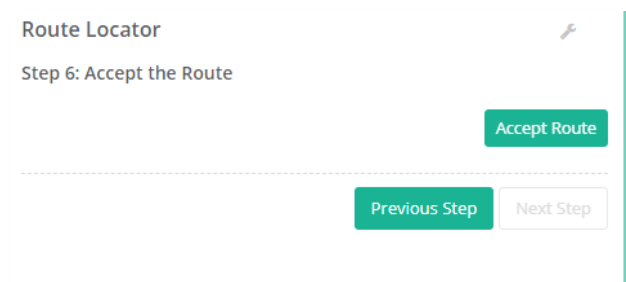
desired, proceed to **Step 5: Find a Route** and select the **Find Route!** Button for the system to calculate the safe/permitted route for their permitted load.

TIP! If this is a route the Customer will be traveling frequently, they can save time by going to the Load/Save tab and entering a name in the Save Current Route box and selecting the Save Button. This route will then be available to them the next time the routing screen is loaded, on any permit where a route is required. Please note that due to possible changes in restrictions, vertical clearances or truck dimensions, etc. the route saved may not be acceptable in some instances causing the system to reroute.

If the route found is not as direct, or the Customer feels a better route exists, they may attempt to return to a previous step (Step 4) and enter Waypoints or only run loads that are of legal weight.

Once the system finds an acceptable route, they will be returned to **Step 5: Find a Route** and will need to click the **Next Step** button and then **Accept Route** to Accept the identified Route.



Accept Selected Route and Conditions

This permit does not authorize travel on any local jurisdiction roadways, toll roads, local structures on state jurisdiction roadways listed in the route shown on this permit.

By acceptance of this permit, the permittee acknowledges prior to movement on or across any local jurisdiction roadways, toll roads, local structures on state jurisdiction roadways listed in the route shown on this permit, they must obtain permission from the entities having jurisdiction over these roadways or structures.

The County name listed after the route is for information purposes only. It does not imply that the county has jurisdiction over that route.

Do you accept this route you have selected as shown and the conditions above? Click "Cancel" to change your route.

[Accept](#) [Cancel](#)

The Conditions pop up will appear and need to be accepted to be returned to the Route Authorization application page.

The Customer will have to confirm their information entered on the Route Authorization application is accurate before it will issue.

Please Verify

In acceptance of this permit, I affirm that the information provided in the permit application is true and correct to the best of my knowledge and belief and that I will abide by all laws, rules and regulations governing such movement; and the vehicle identified in this permit application is licensed in accordance with provisions stated in the Illinois Vehicle Code (625 ILCS 5/3-400 etc.).

[Cancel](#)

[Confirm](#)

If Cancel is selected, the system will return the Customer to the Routes grid and the route just created will be in a Not Submitted Status. If the Customer selects to go back and get the Route issued (by selecting the [Edit](#) link), the route will have to be found again to ensure no restrictions have been added to the route before the Route Authorization can be issued. If the Origin and Destination had been entered and saved with the Route Authorization Application, it will be saved and not require re-entry. The saved Route Authorization can be found in the **Issued Emergency Harvest Permits** page under the Emergency Harvest Permit they are associated with.

Route Authorizations for Permit# 00000000

[Create New Route](#)

		Display Route	Ref #	Permit #	Submitted Date	Issued Date	Effect... Date	Expir... Date	Status	In Use Status	Origin/Destination
Details	Edit		000000				9/5/2018	9/11/2018	Not Submitted		Pump Plant Rd, Meredosia, IL, 62665 / 7502 S Bluff Springs Rd, Virginia, IL 62691

When the Route Authorization is issued, the Route Authorization Number will match the Emergency Harvest Permit Number, but also have a sequentially numbered suffix.

Route Authorization Number 00000000-00000 Has Been Issued!

Emergency Harvest - Route Authorization #1 Details

Permit # 00000000-00000

Created Date: /2018

Permit Writer ID

Permittee (Maximum 50 characters) *

Permittee Contact Person Name * Permittee Phone Number *

Attn or Work Order

US DOT #

My Permits
Issued Permits
Issued Emergency Harvest Permits
Not Wanted Permits
Search/Print Permit
Local Contacts - All
Local Contacts - County
Local Contacts - Municipality
Local Contacts - Township
My Reports

All Emergency Harvest Permits that have been successfully issued can be found by going into the newly created **Issued Emergency Harvest Permits** link on the left navigation menu. If an Emergency Harvest Permit was saved, but not Issued, it can be found in the **My Permits** page with other permits of any type that has been started by not completed.

On this screen, they will see a grid of all the issued Emergency Harvest Permits for the logged in Customer. The Customer can select the [Details](#) link to view the issued Emergency Harvest Permit on screen or the [Display](#) link to see the PDF of the issued Emergency Harvest Permit as long as it is in effect.

Issued Emergency Harvest

			Ref #	Permit #	Permittee	Submitted Date	Effect... Date	Expir... Date	Issued Date	Status	
Details	Display	Routes	0000000	00000000		2018 10:20 AM	9/1/2018	12/31/2018	/2018	Issued	^
Details	Display	Routes	0000000	00000000		2018 10:11 AM	9/1/2018	12/31/2018	/2018	Issued	

Clicking on the Routes link takes the Customer to a new screen with a grid of the 14-day route authorizations that exist for that Emergency Harvest permit.

Route Authorizations for Permit# 00000000

[Create New Route](#)



			Display Route	Ref #	Permit #	Submitted Date	Issued Date	Effect... Date	Expir... Date	Status	In Use Status	Origin/Destination
Details	Edit			0000000				9/5/2018	9/11/2018	Not Submitted		Pump Plant Rd, Meredosia, IL, 62665 / 7502 S Bluff Springs Rd, Virginia, IL 62691
Details				0000000				9/1/2018	9/7/2018	Public Contact Response Required		Pump Plant Rd, Meredosia, IL, 62665 / 7502 S Bluff Springs Rd, Virginia, IL 62691
Details	Edit			0000000				9/1/2018	9/7/2018	Not Submitted		
Details		Display	Route	0000000	00000000- 00000	/2018 10:24 AM	'2018	9/1/2018	9/7/2018	Issued		Pump Plant Rd, Meredosia, IL, 62665 / 7502 S Bluff Springs Rd, Virginia, IL 62691

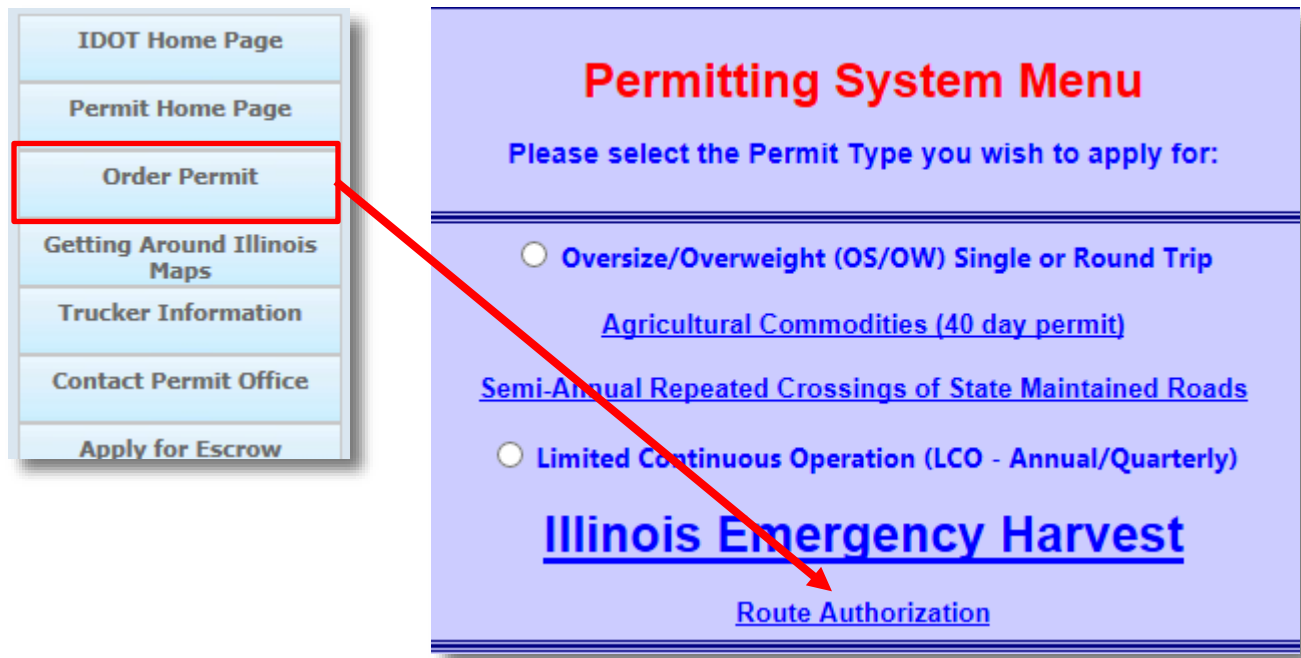
There is a link just above the grid for the Customer to be able to easily order another/new 14-day Route Authorization for that specific Emergency Harvest permit. On this screen the customer can do the following:

- View the Details of all Route Authorization applications and issued route permits
- Print any Route Authorizations that are still in effect for that day (not expired)
- Display the PDF copy of the Route Authorization, as long as it is still in effect (not expired)
- View the Route accepted on the Route Authorization
- Finish the issue process on any Route Authorization in a Not Submitted or Response Needed (type) status.

Requirements for 14-day Route Authorizations:

- An Emergency Harvest Permit is required to obtain a Route Authorization for every route traveled on.
- If the same vehicle will be used on the same route repeatedly, only the one Route Authorization per Emergency Harvest Permit is needed for that 14-day period.
- If the same vehicle will be used on multiple routes, then a Route Authorization is needed for each route that will be traveled in that 14-day period with that vehicle.
- The customer is only able to obtain a 14-day Route Authorization to start on the first day of travel. They are not able to obtain a Route Authorization in advance (i.e. they can't order a months' worth of RA's on a single day.)

Customers may also order a Route Authorization by selecting the Order Permit link on the Left Navigation Menu and clicking the Route Authorization link located just under the Emergency Harvest link.



They will be prompted to enter their Emergency Harvest Permit number so that it can associate the Route Authorization with the correct Emergency Harvest Permit and complete all of the routing steps stated above.

Route Authorization

Please enter Original Permit Number:

Emergency Harvest Permit:

**Illinois Emergency Harvest
Permit 00000000**

Illinois Emergency Harvest Declared by the Office of the Illinois Governor

Issued To: TEST USDOT #: Not Provided Attn: Permittee Contact Name: TEST Phone #: TEST Contact Name: TEST Phone #: TEST	Issued: 2018 @ AM Effective: /2018 Expires: /2018
---	--

Vehicle	Max Allowable Dimensions	Fees
Tractor ID # (VIN) State Vehicle Registered Tractor License Number Vehicle Registered Gross Weight	Width: Length: Height:	Total Fee: 0.00

Emergency Harvest Permits are for a vehicle that exceeds the maximum axle weight and gross weight limits under Section 15-111 of this Code or exceeds the vehicle's registered gross weight, provided that the vehicle's axle weight and gross weight do not exceed 10% above the maximum limits under Section 15-111 of this Code and does not exceed the vehicle's registered gross weight by 10%.

Method of Movement:	
----------------------------	--

Individual Axle Weights and Spacings:

Axle #:	1	2	3	4	5
Weights:					
Spacings:					

Vehicle Configuration:	Axes	Gross Weight
-------------------------------	-------------	---------------------

1st Single Axle: 1st Tandem: 2nd Tandem: Axle Configuration:

Reference #: 0000000

I certify that I have read the foregoing application and that all statements and data contained herein are true and correct, and I agree to abide by the General Provisions stated in this permit, on the reverse side of this sheet and those on OPER 993.

Method of Transmission:

FOR THE DEPARTMENT: Amy J. Eller, Engineer of Operations



Illinois Department
of Transportation

Illinois Emergency Harvest Permit 00000000

Illinois Emergency Harvest Declared by the Office of the Illinois Governor

Pursuant to Section 15-301(e) of the Illinois Vehicle Code (the Code), this is your Emergency Harvest Permit. This permit shall apply to the registered vehicle identified on this permit that is eligible to obtain permits under this Section, including vehicles used in private or for-hire movement of divisible loads of agricultural commodities during the declared emergency harvest time period. This permit along with the OPER-993, a copy of the Emergency Harvest Declaration and weekly Route Authorization must accompany the load.

All other restrictions that apply to permits issued under this Section shall apply to this permit during the declared time period.

Vehicles operating under an Emergency Harvest Permit shall not be in violation of the Code's Section 3-401 (d-3).

Emergency Harvest Permits are only valid on Federal and State highways under the jurisdiction of the Illinois Department of Transportation.

These moves are not valid on Interstate highways.

This permit does not cover routes under the jurisdiction of local authorities.

This vehicle may not exceed the posted limit on any bridge.

Before any move made under this permit authority, a weekly Route Authorization for each route traveling must be obtained and the route issued shall be followed.

All movements shall be made strictly in compliance with the General Provisions listed on the Page 3 of this document and OPER 993 Special Vehicle Movement Permit Provisions, applying as if fully written herein.

This permit shall not be transferred, extended, or altered.



Illinois Emergency Harvest Permit 00000000

Illinois Emergency Harvest Declared by the Office of the Illinois Governor

General Provisions

All movements must be made strictly in compliance with OPER 993 Special Vehicle Movement Permit Provisions Form applying as if fully written herein.

OPER 993 can be found online at www.illinoistruckpermits.com.

Pursuant to 5/15-301(f) of the Illinois Vehicle Code, the original permit and the form OPER 993 are required to be carried in the vehicle or combination of vehicles to which it refers (an electronic version is acceptable) and shall be open to inspection by any police officer or authorized agent of any authority granting the permit, and no person shall violate any of the terms or conditions of such permits. This permit along with the OPER-993, weekly Route Authorization and a copy of the Emergency Harvest Declaration shall accompany the load.

1. This permit grants authority only for the operation of the vehicle specifically indicated in the application; substitution of any vehicle or load will render the permit null and void.
2. This permit has been issued by the Department with the understanding that: (1) All legal requirements concerning operational authority imposed by the Illinois Motor Carrier of Property Act or the Interstate Commerce Commission have been complied by the applicant; (2) The vehicles have been properly licensed in accordance with Illinois law for the gross weight being transported; (3) Both the driver and owner of the vehicle to be moved have met all financial responsibility requirements imposed by law and; (4) The operator is properly licensed. When this permit has been acted upon by the permittee such action shall be deemed an unequivocal allegation by the permittee that all operational, licensing and financial responsibility requirements have been complied with.
3. Maximum allowable width and height are 8 feet 6 inches and 13 feet 6 inches respectively.
4. Axle weight tolerances do not apply. Penalties for exceeding the allowed weights shall be assessed in accordance with Section 15-113.2 of the Illinois Vehicle Code for all weight in excess of the permitted weights.
5. The legal maximum gross truck weights contained in Section 15-111 of the Illinois Vehicle Code apply.
6. The movement of any HAZARDOUS MATERIAL (nuclear, medical or otherwise) is strictly PROHIBITED.
7. If ANY MOVEMENT utilizing this permit exceeds the specified dimensions and/or weights specified by this permit, then said permit is no longer valid.

Route Authorization:

**Illinois Department
of Transportation**
**Illinois Route Authorization 00000000-00000
for Permit 00000000**

Issued To: TEST USDOT #: Not Provided Attn: Permittee Contact Name: TEST Phone #: Contact Name: TEST Phone #:	Issued: /2018 @ AM Effective: /2018 Expires: /2018 Total Miles:
---	--

Vehicle Tractor ID # (VIN) State Vehicle Registered Tractor License Number Vehicle Registered Gross Weight	Max Allowable Dimensions Width: Length: Height:
---	--

Emergency Harvest Permits are for a vehicle that exceeds the maximum axle weight and gross weight limits under Section 15-111 of this Code or exceeds the vehicle's registered gross weight, provided that the vehicle's axle weight and gross weight do not exceed 10% above the maximum limits under Section 15-111 of this Code and does not exceed the vehicle's registered gross weight by 10%.

Method of Movement:	
----------------------------	--

Individual Axle Weights and Spacings:

Axle #:	1	2	3	4	5
Weights:					
Spacings:					

Vehicle Configuration:	Axes	Gross Weight
-------------------------------	-------------	---------------------

1st Single Axle: 1st Tandem: 2nd Tandem: Axle Configuration:

Reference #: 00000000

I certify that I have read the foregoing application and that all statements and data contained herein are true and correct, and I agree to abide by the General Provisions stated in this Route Authorization, on the reverse side of this sheet, and those on OPER 993.



Illinois Department
of Transportation

**Illinois Route Authorization 00000000-00000
for Permit 00000000**

<p>Route:</p> <p>From: Pump Plant Rd, Meredosia, IL, 62665</p> <p>Over:</p> <ol style="list-style-type: none"> 1. Pump Plant Rd, Meredosia, IL, 62665 2. [local] Go east on PUMP PLANT RD (0.9 miles) 3. [state] Turn left on IL-100 (11 miles) 4. [state] Turn left on US-67 (14 miles) 5. [state] Turn right on IL-125 (5 miles) 6. [local] Turn right on BLUFF SPRING RD (0.1 miles) 7. [local] Continue on BLUFF SPRINGS RD (0.1 miles) 8. 7502 S Bluff Springs Rd, Virginia, IL, 62691 <p>Total Distance: 31.6 miles State Mileage: 30.5 miles</p> <p>To: 7502 S Bluff Springs Rd, Virginia, IL, 62691</p>
<p>List of Routes for which local permission is required</p> <p><i>This route authorization does not authorize travel on any local jurisdiction roadways, toll roads, local structures on state jurisdiction roadways listed in the route shown on this route authorization. By acceptance of this route authorization, the permittee acknowledges prior to movement on or across any local jurisdiction roadways, toll roads, local structures on state jurisdiction roadways listed in the route shown on this route authorization, they must obtain permission from the entities having jurisdiction over these roadways or structures. The County name listed after the route is for information purposes only. It does not imply that the county has jurisdiction over that route.</i></p> <p>Route Name:</p> <p>PUMP PLANT RD [SCOTT] BLUFF SPRING RD [CASS] BLUFF SPRINGS RD [CASS]</p>
<p>Provisions:</p>
<p>Method of Transmission:</p>

FOR THE DEPARTMENT: Amy J. Eller, Engineer of Operations

This Route Authorization along with the OPER-993, the Emergency Harvest Permit, and a copy of the Emergency Harvest Declaration must accompany the load. This Route Authorization shall not be transferred, extended, or altered.